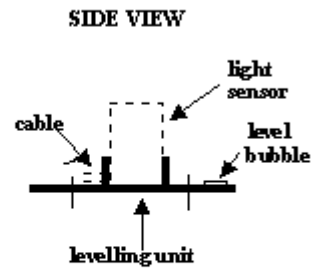
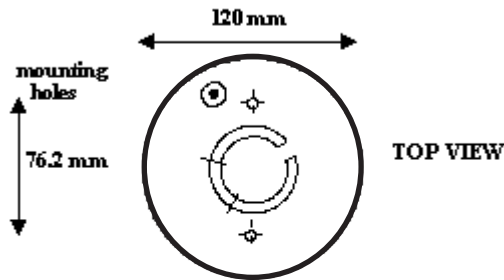


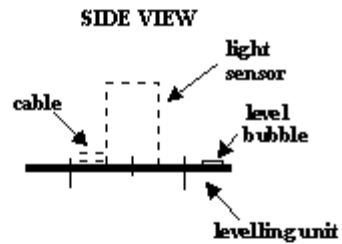
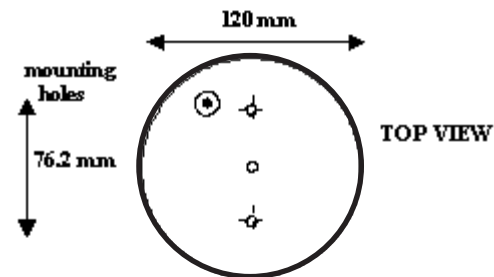
LIGHT

Levelling Units for Light Sensors

SKM 221 Levelling unit for single channel light sensors and SKR 110
(Diameter 33mm)

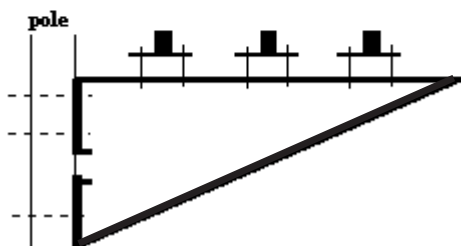


SKM 222 Levelling unit for SKR 1800 and SKR 1850



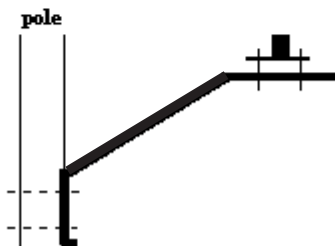
SKM 229

Bracket for up to 3 levelling units



SKM 226

Long arm bracket



These accessories enable the mounting and levelling of Skye light sensors. Such cosine corrected sensors should be mounted horizontally to ensure accurate and repeatable light measurements. The levelling units are anodised aluminium with nylon screw fittings,

so are corrosion and maintenance free. They include a level bubble, three levelling screws, plus two fixing bolts. Used with the range of brackets, they can be fixed to poles, masts or vertical surfaces such as walls etc.

